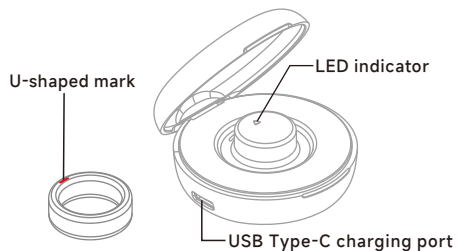


POBOVI RING

QUICK GUIDE

Step 1: Activate the Ring

For first-time use, follow the "Tips 1" and place the smart ring into the charging case to charge. When the LED light flashes in a breathing pattern, the smart ring is successfully activated.



Step 2: Download the POBOVi App



Search and download "POBOVi Ring" App.

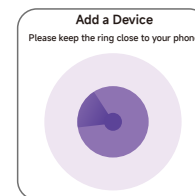
Step 3: Connect the Ring

① Open the POBOVi App, register an account, and log in. Click "Bind Ring."

No device is currently bound, please add a device first

Bind a Ring

② Scan for devices to find the Bluetooth name "POBOVi Ring" and click to connect.




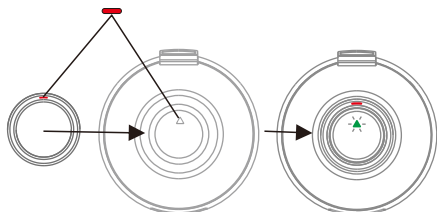
Certification

This device complies with Part 15 of the FCC Rules. Operation is subject to the following two conditions:

- (1) this device may not cause harmful interference.
- (2) this device must accept any interference received, including interference that may cause undesired operation.

Tips 1: Ring Charging

Please manually rotate the ring within the charging case to ensure the red U-shaped mark on the ring is near the LED indicator. The LED light will flash in a breathing pattern to indicate that the ring is charging. The charging icon  will also appear in the app.



Tips 2: LED Indicator

- ▲ Green: Charging case is in full battery
- ▲ Blue: Charging case is in medium battery
- ▲ Red: Charging case is in low battery

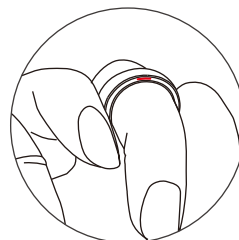
LED light flashes in a breathing pattern:
Ring is charging

LED light steady on: Charging case is currently charging.

LED light off: Both the charging case and the ring are fully charged.

Tips 3: Wearing Ring

As shown in the figures, to ensure more accurate physiological information, please make sure the red U-shaped mark is on the back side of your finger when wearing the ring.



Tips 4: If the smart ring experiences a functional anomaly, please perform a reset operation:

- ① Insert the USB-C cable into the charging case to charge it.
- ② Once the indicator light is steady on, place the smart ring into the charging position within 7-10 seconds to reset it.
- ③ The purple light ▲ will flash for one second, indicating that the ring has been successfully reset.

✉ Customer Support: pobovisupport@szelu.cn